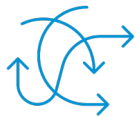




Sophisticated Positioning Aids for conventional X-Ray



Challenges in conventional X-ray



Increasing **patient throughput**, **physical strain**, **complex techniques**, and lengthy **workflows** challenge radiographers.



Many patients are particularly difficult to examine due to **obesity**, **age**, or **injuries**.



Inferior **positioning aids** make efficient and precise work more difficult, carry a risk of **infection** and damage the **reputation** of the department.



Our Mission




Pearl Technology positioning aids ...

... lead to **excellence** in imaging

... enable examinations **beyond the norm**

... are perfectly **adapted** to their working environment



The Solution

A comprehensive range of positioning aids for the modern X-ray department



Well thought-out, ergonomic products enable even the most difficult examinations in the first attempt: from wrist scans to lateral hip projections.



Perfectly hygienic – Smooth, easy-to-disinfect surfaces and welded seams avoid contamination and unnecessary risks of infection. Wrapping sponges in linen or plastic becomes obsolete.



High durability – Even with intensive use, the products remain in shape with an intact surface.




What our customers say



"Even in the most difficult situations: the positioning aids **remain intact** and enable **versatile** and **precise** imaging.

In unsanitary conditions I no longer have to **wrap** my sponges and can even position high-risk patients without any **hygiene concerns**. Patient positioning is **fun** with these tools."

- Michael Bunte,
X-Ray Advisor, Germany



Application Examples

	Wrist: DPa and side	8		Lateral knees	19
	Pediatric Arm	9		Axial Hip	20
	Upper arm held sideways	9		Recumbent spine thoracic AP	
	Forearm lateral	10		and lateral	21
	Shoulder	11		Special scan: Lateral head /	
	Supine – improvised	11		shunt series	22
	Superior-inferior axial	12			
	Foot	13			
	OSG AP and lateral	13			
	Calcaneus Recording	14			
	DPa and oblique	15			
	Lateral and medial	16			
	Forefoot DPa improvised	17			
	Toe held laterally	18			



Pearltec Application Examples



Applications and Images:
Agata Epler, Frauke Meinken and
Michael Bünthe





Wrist DPa and side



Wedge under detector

ProFoam Wedge DS – 26x25x7 cm, 15 degree
stable / hard Art. Nr. 1160





Ped. upper arm held sideways



Wedge under
shoulder

ProFoam Wedge DS –
stable / hard

18x11x5 cm, 45 degree
Art. Nr. 1161





Forearm lateral

Wedges stabilising the arm

ProFoam Wedge DS – stable / hard

18x11x5 cm, 45 degree
Art. Nr. 1161

Soft Version: 1153

Wedge under the head

ProFoam Wedge DS – stable / hard

26x25x7 cm, 15 degree
Art. Nr. 1160

Soft Version: 1152





Shoulder in supine - improvised

Wedge under shoulder

ProFoam Wedge DS – stable / hard

60x25x12 cm, 45 degree

Art. Nr. 1163



Sandbag

30x20 cm, 2 kg

Art. Nr. 1262





Shoulder superior-inferior axial

Wedge (45 degrees)

ProFoam Wedge DS –
stable / hard

36x25x12 cm, 45 degree
Art. Nr. 1162

Soft Version: 1154





Upper ankle joint AP and lateral



Rectangular plate under lower leg

ProFoam Plate DS – stable / hard
25x18x5 cm
Art. Nr. 1158
Soft Version: 1150



Flat wedges

ProFoam Wedge DS – stable / hard
26x25x7 cm, 15 degree
Art. Nr. 1160
Soft Version: 1152





Calcaneus

Retaining strap

ProBelt Wrap 70

Length 145 cm

Width 7 cm

Art. Nr. 1220





Foot DPa and oblique



Wedge under detector

ProFoam Wedge DS – stable / hard
26x25x7 cm, 15 degree
Art. Nr. 1160

Detector cover

Reusable, PU film; Custom – made only



Wedge under foot

ProFoam Wedge DS – stable / hard
18x11x5 cm, 45 degree
Art. Nr. 1161

Soft Version: 1153





Foot lateral and medial



Flat wedges

ProFoam Wedge DS –
stable / hard

26x25x7 cm, 15 degree
Art. Nr. 1160

Table mat

ProFoam Table Mat DSRG

Slideable with handles
Art. Nr. 1249



Plate under heel

ProFoam Plate DS –
stable / hard

25x18x5 cm
Art. Nr. 1158

Wedge at heel

ProFoam Wedge DS –
stable / hard

36x25x12 cm
Art. Nr. 1158





Forefoot DPa improvised



Plate under foot

ProFoam Plate DS –
stable / hard

25x18x5cm

Art. Nr. 1158

Soft Version: 1150

Wedge supporting the detector

ProFoam Wedge DS –
stable / hard

36x25x12 cm, 45
degrees

Art. Nr. 1162





Toe held laterally



Retaining straps

ProBelt Wrap 70

Length 145 cm, width 7 cm
Art. Nr. 1220

Wedge supporting the foot

ProFoam Wedge DS – stable / hard

18x11x5 cm, 45 degree
Art. Nr. 1161





Knee lateral



Wedge under foot / lower leg

ProFoam Wedge DS – stable / hard

26x25x7 cm, 15 degree

Art. Nr. 1160



Large Cube

ProFoam Plate DS – stable / hard

50x30x20 cm

Art. Nr. 1192





Axial hip



Leg Rest

Plexiglass Leg Rest

- Height adjustable
- Molded support shell

Art. Nr. DB000063

Sandbag

Sandbag

30x20 cm, 2 kg

Art. Nr. 1262





Recumbent spine thoracic AP and lateral

Pillow (White)

PearlFit Cushion
50x30x10 cm
Art. Nr. 1116

Table Mat

ProFoam Table Mat DSRG
Slideable with handles
Art. Nr. 1249

Detector Cover

Reusable, PU film;
Custom – made only



Special scan: lateral head / shunt Series

Positioning strap

ProBelt Wrap 70

Length 145 cm, width 7 cm
Art. Nr. 1220

Flat wedge under head

ProFoam Wedge DS – stable / hard

26x25x7 cm, 15 degree
Art. Nr. 1160

Soft Version: 1152



Pearl Technology AG
Wiesenstrasse 33
8952 Schlieren
Switzerland

www.pearl-technology.com

info@pearl-technology.ch

T: +41 43 535 08 40

